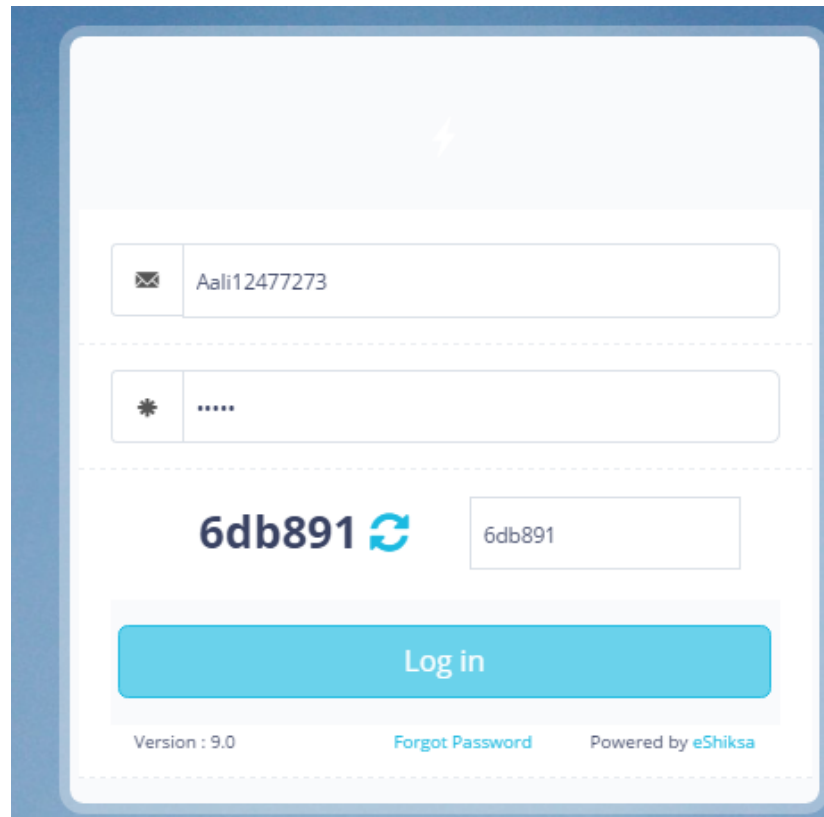


# Pay fee from Web

Go to the AFPS website

Click on **Pay Now** , then fill in your ID and Password.



The image shows a login form on a website. At the top, there is a lightning bolt icon. Below it, there are three input fields. The first field contains the text 'Aali12477273' and has an envelope icon on the left. The second field contains five dots and has a star icon on the left. Below these fields, there is a blue button with the text '6db891' and a refresh icon. To the right of this button is another input field containing the text '6db891'. Below all these elements is a large blue button with the text 'Log in'. At the bottom of the form, there are three links: 'Version : 9.0', 'Forgot Password', and 'Powered by eShiksa'.

Version : 9.0      [Forgot Password](#)      Powered by [eShiksa](#)

# Go to the Fee Module

**Dashboard**

- Dashboard
- Student
- Fees**
- Circular

**Personal details**

Address:- 252, Jwala Nagar  
Indira Park Shahdara

Phone:-

Email:-

Course:- III

Batch:- 2017-2018

**Fees details**

Category	Value
Total fees	8,500
Paid fees	8,000
Due fees	500

**Query details**

Total Taken Leave:-

Library : Total Issue Book:-

Transport : Stop:-

Transport : Route:-

Thought of the day

**Support Request**

Enter a title..

Eshika x student x support x add a tag

Enter content..

**Today's Birthday**

Himanshi Jain ( VII, 2017-2018)

Click the check box of the fee to be paid, Select **Pay Now**

10 ▾ Search 🔍

<input type="checkbox"/> Select fees ▲	For	Fees Name	Fees Amount	Paid Amount	Due Amount	Due date
<input checked="" type="checkbox"/>	Aaliya	FEE_Class_I to III_instl_2	2000	0	2000	10-05-2017
<input type="checkbox"/>	Aaliya	FEE_Class_I to III_instl_3	2000	0	2000	10-06-2017

1-2 of 2 < 1 >

Head Title	Amount	Previously Paid	Discount	Fine Amount	Now Paying
Fees Name:FEE_Class_I to III_instl_2					
Tuition	2000	0	Discount Arr	0	2000

Prev Applied Concessions

Subtotal	2000.00
Previously Paid	0.00
Late Fee	0
Concession	0
Discount	0
Now Paying	2000
Due Balance	2000
Excess Amount	0

**Pay Now**  
**Print Challan**

## Select Payment Option(Net Banking, Credit Card, Debit Card)

**Select Payment Option**

Credit Card

Debit Card

Netbanking

Amount pay :

Convenience Charges :

Total Amount + Convenience Charges :

[Terms and conditions](#)

**Note:** Dear Users/Students/ Parent, due to any reason if you dont get the fee payment confirmation page after the payment is made, please check the status of the transaction in the 'paid fees' option. If the payment is deducted from your side and receipt is not available in the Paid fees option then please contact the Institute administrator or write a mail to support@eshiksha.com before trying for the payment again.

[Click to Proceed](#) [Close](#)

Amount	Due date
	10-05-2017
	10-06-2017

Now Paying

2000.00

0.00

Late Fee

Concession 0

Discount 0

Now Paying 2000

Due Balance 2000

Excess Amount 0



[Pay Now](#)

[Print Challan](#)

© eShiksha Powered By eShiksha

## Select **Bank** and click **Pay Now**

← → ↻ Secure | <https://paynetzuat.atomtech.in/paynetz/banklists.action> ☆

 Merchant Name: PATNA SCIENCE COLLEGE  
Brand Name: PATNA SCIENCE COLLEGE 

Payment Request Placed for INR 2000.00 Transaction ID esh\_58cbaef6ea285


**Payment Mode**

Net Banking >

Select From All Other Banks

Select Bank ▾

Cancel By clicking Pay Now you are agreeing to [Terms & Conditions](#) Pay Now



javascriptvoid(0);